

**COMMITMENTS & DISBURSEMENTS IN CONSTANT PRICES (2016)**  
 The two pie charts show a donor's total volume of RMNCH and FP commitments and disbursements, as if reported against the Muskoka and FP methodologies, and as part of their total ODA volume in 2016 (commitments or disbursements respectively).  
 There might be duplication as FP is part of RMNCH.

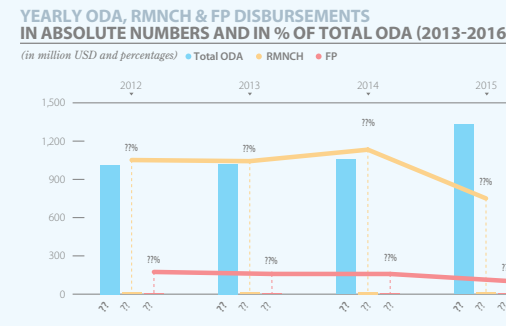
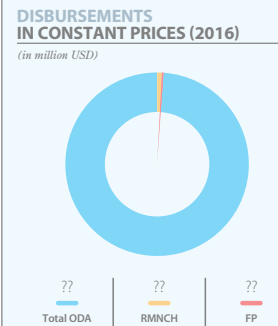
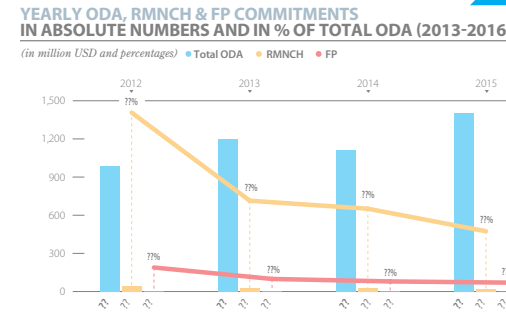
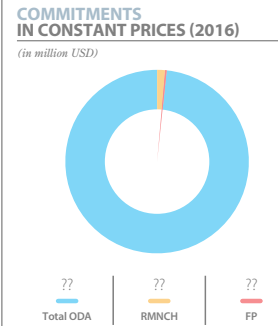
**EUROMAPPING RANK (2016)**  
 Euromapping ranks according to the latest available annual data (2016) as reported to the OECD: i) commitments to ODA; ii) commitments to RMNCH; iii) commitments to RMNCH as a percentage of ODA; iii) commitments to FP; iv) commitments to FP as a percentage of ODA. These RMNCH and FP figures result from applying the Muskoka and the revised FP Muskoka methodology to donor commitments and disbursements, even if donors do not report under the Muskoka and FP methodologies.

COUNTRY					
EUROMAPPING RANK (2016)					
COMMITMENTS					
ODA	RMNCH	RMNCH as % of total ODA	FP	FP as % of total ODA	
XX	XX	XX	XX	XX	XX
130	130	130	130	130	130
DISBURSEMENTS					
ODA	RMNCH	RMNCH as % of total ODA	FP	FP as % of total ODA	
XX	XX	XX	XX	XX	XX
130	130	130	130	130	130

Belgium stresses the importance of SRHR for sustainable development and prioritises reproductive health in its development law.<sup>(1)</sup> SRHR is integrated in the most recent guiding documents on health (2018) and gender (2016).<sup>(2)</sup> Belgium's RMNCH and FP funding experienced a deep decline in 2015, as the development budget was cut, and recovered in 2016, particularly in terms of commitments. One year after its launch in March 2017, the SheDecides initiative, which Belgium co-launched, has set aside over 450 million EUR in an effort to counter the loss of US funding due to the Global Gag Rule.

<sup>(1)</sup> See Belgium's Development Law [https://diplomatie.belgium.be/sites/default/files/downloads/Wet\\_Belgische\\_Ontwikkelingssamenwerking\\_19%20maart\\_2013.pdf](https://diplomatie.belgium.be/sites/default/files/downloads/Wet_Belgische_Ontwikkelingssamenwerking_19%20maart_2013.pdf)

<sup>(2)</sup> See and Development Cooperation's guiding policy documents on health and gender <https://diplomatie.belgium.be/sites/default/files/downloads/Le-genre-dans-la-Cooperation-belge-au-developpement.pdf>



**YEARLY ODA, RMNCH, & FP COMMITMENTS AND DISBURSEMENTS (2013-2016)**  
 The two graphs provide an annual breakdown of total volume of donors' commitments and disbursements to ODA, RMNCH and FP, the latter two as if reported against the Muskoka and FP methodologies. The graphs also provide a historical overview of donors' commitments and disbursements as percentages of ODA towards both RMNCH and FP, as if reported against the Muskoka and FP methodologies.

**COUNTRY'S POLITICAL PROFILE:**  
 Brief description of a donor's policies that are relevant for RMNCH and FP, and interesting funding trends that come out of our analysis.

The currency: All development finance statistics are measured here in constant prices with reference year 2016, as per OECD DAC. This allows for a closer idea of volume of flows over time, as adjustments have been made to cover inflation and exchange rates between the donor's currency and US dollars.