



## EUROMAPPING RANK (2016)

### COMMITMENTS

ODA	RMNCH	RMNCH as % of total ODA	FP	FP as % of total ODA
6	2	6	8	9
/30	/30	/30	/30	/30

### DISBURSEMENTS

ODA	RMNCH	RMNCH as % of total ODA	FP	FP as % of total ODA
4	2	3	2	5
/30	/30	/30	/30	/30

The UK's 2015 development policy prioritises SRHR as a key prerequisite for sustainable development.<sup>(1)</sup> The UK has been a strong champion of RMNCH since 2010, when it launched an action plan for improving this area through its development aid assistance. The country also initiated the London Family Planning Summit in 2012 and subsequent global partnership FP2020. In 2017, the UK hosted the second Family Planning Summit to galvanise progress towards FP2020 goals and committed to spend an average of £225m every year on Family planning between 2017/18 and 2021/22.<sup>(2)</sup>

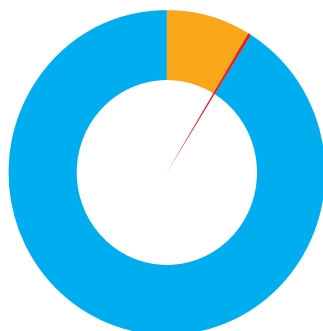
The UK ranks highly for its contributions to FP and RMNCH in 2017. However, it is ranked higher for its total commitments than when funding is measured as a proportion of ODA.

<sup>(1)</sup> UK aid: tackling global challenges in the national interest, 2015, [https://www.gov.uk/government/uploads/system/uploads/attachment\\_data/file/478834/ODA\\_strategy\\_final\\_web\\_0905.pdf](https://www.gov.uk/government/uploads/system/uploads/attachment_data/file/478834/ODA_strategy_final_web_0905.pdf)

<sup>(2)</sup> Summary of UK Commitments, 2017, [https://assets.publishing.service.gov.uk/government/uploads/system/uploads/attachment\\_data/file/644641/Family-Planning-Summary1.pdf](https://assets.publishing.service.gov.uk/government/uploads/system/uploads/attachment_data/file/644641/Family-Planning-Summary1.pdf)

## COMMITMENTS IN CONSTANT PRICES (2016)

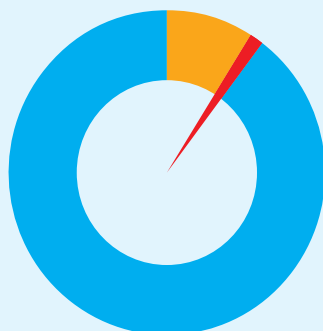
(in million USD)



11,138.80	960.64	55.28
Total ODA	RMNCH	FP

## DISBURSEMENTS IN CONSTANT PRICES (2016)

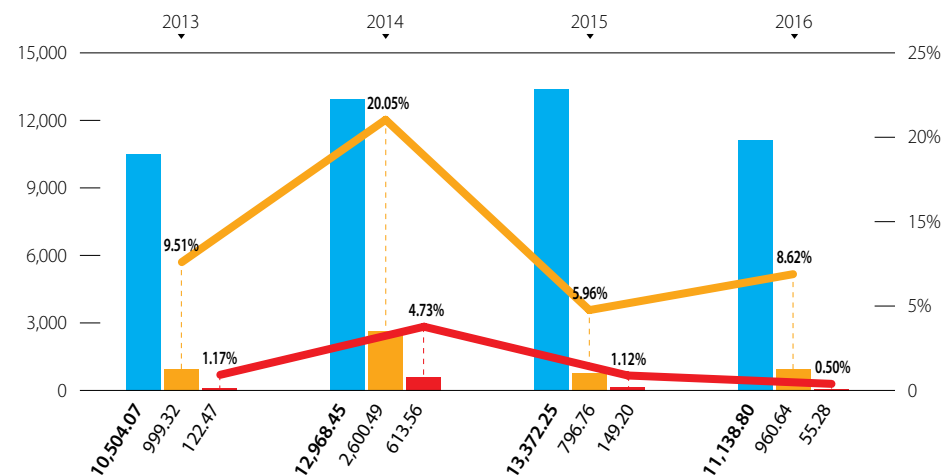
(in million USD)



18,204.40	1,637.32	255.32
Total ODA	RMNCH	FP

## YEARLY ODA, RMNCH & FP COMMITMENTS IN ABSOLUTE NUMBERS AND IN % OF TOTAL ODA (2013-2016)

(in million USD and percentages) ● Total ODA ● RMNCH ● FP



## YEARLY ODA, RMNCH & FP DISBURSEMENTS IN ABSOLUTE NUMBERS AND IN % OF TOTAL ODA (2013-2016)

(in million USD and percentages) ● Total ODA ● RMNCH ● FP

