

EUROMAPPING RANK (2016)

COMMITMENTS

ODA 15 /30	RMNCH 17 /30	RMNCH as % of total ODA 21	FP 18 /30	FP as % of total ODA 20
-------------------------	---------------------------	--------------------------------------	------------------------	-----------------------------------

DISBURSEMENTS

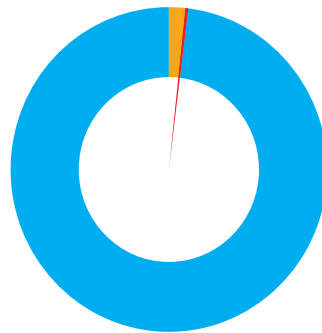
ODA 13 /30	RMNCH 13 /30	RMNCH as % of total ODA 16	FP 12 /30	FP as % of total ODA 15
-------------------------	---------------------------	--------------------------------------	------------------------	-----------------------------------

Switzerland supports RMNCH and FP through its development aid policy. Combating HIV & AIDS, improving MNCH and promoting SRHR are priorities within global health, as outlined in its Strategic Framework on Global Health for 2015-2019.⁽¹⁾ Gender equality is a cross-cutting theme for Swiss development aid. A new Strategy on Gender Equality and Women's rights was adopted in autumn 2017, which includes "promoting sexual and reproductive health and rights" as one of the strategic objectives.⁽²⁾ Switzerland's commitments in RMNCH have almost halved since 2013, and its commitments to FP are also steadily declining. The country's disbursements have also decreased in 2016 relative to 2015.

⁽¹⁾ Strategic Framework 2015-2019, SDC Global Programme Health, <https://www.shareweb.ch/site/Health/publiclibrary/Public%20Library/Strategic%20Framework%202015%E2%80%932019%20SDC%20Global%20Programme%20Health.pdf>
⁽²⁾ https://www.eda.admin.ch/dam/deza/en/documents/themen/gender/strategie-gender-2017_EN.pdf

COMMITMENTS IN CONSTANT PRICES (2016)

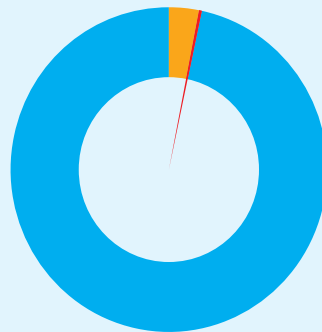
(in million USD)



2,646.43 Total ODA	46.97 RMNCH	5.76 FP
------------------------------	-----------------------	-------------------

DISBURSEMENTS IN CONSTANT PRICES (2016)

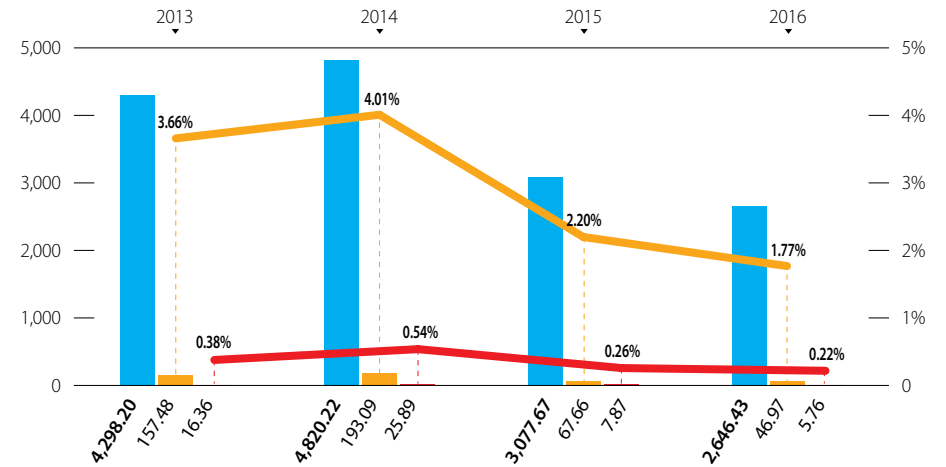
(in million USD)



3,663.96 Total ODA	113.52 RMNCH	13.53 FP
------------------------------	------------------------	--------------------

YEARLY ODA, RMNCH & FP COMMITMENTS IN ABSOLUTE NUMBERS AND IN % OF TOTAL ODA (2013-2016)

(in million USD and percentages) ● Total ODA ● RMNCH ● FP



YEARLY ODA, RMNCH & FP DISBURSEMENTS IN ABSOLUTE NUMBERS AND IN % OF TOTAL ODA (2013-2016)

(in million USD and percentages) ● Total ODA ● RMNCH ● FP

