

EUROMAPPING RANK (2016)

COMMITMENTS

ODA 11 /30	RMNCH 9 /30	RMNCH as % of total ODA 5 /30	FP 6 /30	FP as % of total ODA 4 /30
-------------------------	--------------------------	--	-----------------------	---

DISBURSEMENTS

ODA 9 /30	RMNCH 9 /30	RMNCH as % of total ODA 9 /30	FP 7 /30	FP as % of total ODA 6 /30
------------------------	--------------------------	--	-----------------------	---

SRHR features as one priorities under the Swedish feminist foreign policy⁽¹⁾, the new Policy for development cooperation and humanitarian assistance⁽²⁾ and the new strategy for global gender equality and women's and girls' rights 2018–2022.⁽³⁾ In 2016, support to SRHR accounted for over 60 per cent of Swedish health aid through SIDA. In 2017, Sweden co-initiated the She Decides movement. The country favours a holistic approach to SRHR and usually report related support under RH code. In 2016, Sweden almost doubled its RMNCH commitments and disbursements as part of its ODA compared relative to 2015.

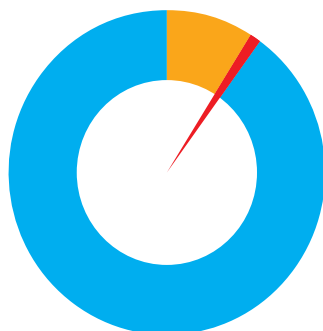
⁽¹⁾ Sweden's Feminist Foreign Policy: <https://www.government.se/government-policy/feminist-foreign-policy/>

⁽²⁾ Policy framework for Swedish development cooperation and humanitarian assistance: https://www.government.se/49a184/contentassets/43972c7f81c34d51a82e6a7502860895/skr-60-engelsk-version_web.pdf

⁽³⁾ Swedish Government's first global gender equality strategy: <https://www.government.se/press-releases/2018/04/sek-1-billion-to-governments-first-global-gender-equality-strategy/>

COMMITMENTS IN CONSTANT PRICES (2016)

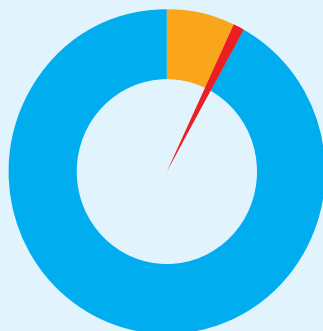
(in million USD)



4,715.58 Total ODA	424.44 RMNCH	58.94 FP
------------------------------	------------------------	--------------------

DISBURSEMENTS IN CONSTANT PRICES (2016)

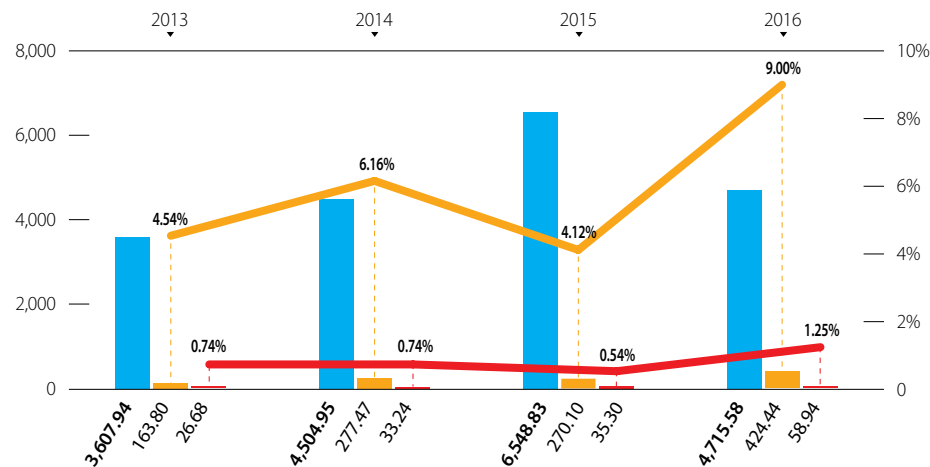
(in million USD)



5,013.59 Total ODA	361.39 RMNCH	43.41 FP
------------------------------	------------------------	--------------------

YEARLY ODA, RMNCH & FP COMMITMENTS IN ABSOLUTE NUMBERS AND IN % OF TOTAL ODA (2013-2016)

(in million USD and percentages) ● Total ODA ● RMNCH ● FP



YEARLY ODA, RMNCH & FP DISBURSEMENTS IN ABSOLUTE NUMBERS AND IN % OF TOTAL ODA (2013-2016)

(in million USD and percentages) ● Total ODA ● RMNCH ● FP

