

EUROMAPPING RANK (2016)

COMMITMENTS

ODA 28 /30	RMNCH 27 /30	RMNCH as % of total ODA 25 /30	FP 27 /30	FP as % of total ODA 25 /30
-------------------------	---------------------------	---	------------------------	--

DISBURSEMENTS

ODA 28 /30	RMNCH 27 /30	RMNCH as % of total ODA 25 /30	FP 27 /30	FP as % of total ODA 27 /30
-------------------------	---------------------------	---	------------------------	--


The Slovak Republic lists spending on healthcare as one of its development aid priorities; while some of its country-specific programmes focus in particular on improving the health of children and mothers, they do not specifically refer to RH or FP.⁽¹⁾

Slovakia has improved its overall performance on commitments and disbursements to RMNCH compared to the previous Euromapping, but disbursements to FP as part of its ODA slightly decreased.

⁽¹⁾ See Medium-Term Strategy for Development Cooperation of the Slovak Republic 2014-2018, <http://www.slovakaid.sk/en/slovak-agency-international>

COMMITMENTS IN CONSTANT PRICES (2016)

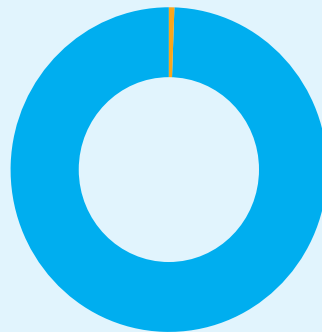
(in million USD)



109.52 Total ODA	0.96 RMNCH	0.11 FP
----------------------------	----------------------	-------------------

DISBURSEMENTS IN CONSTANT PRICES (2016)

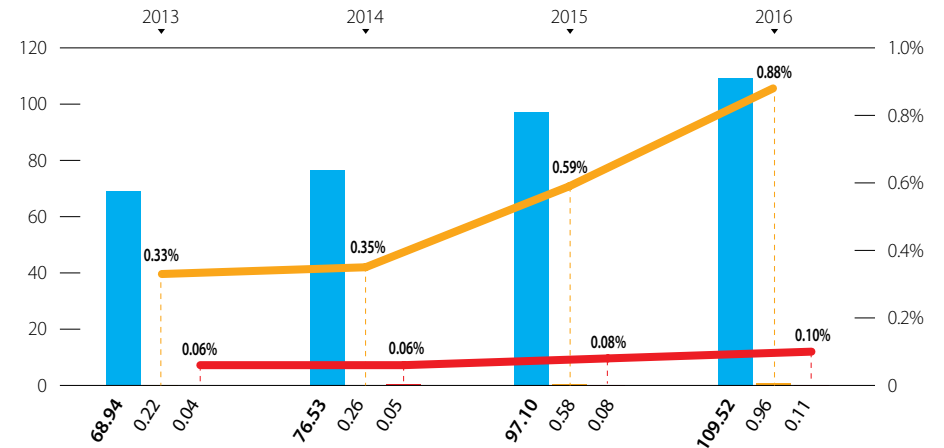
(in million USD)



106.02 Total ODA	0.73 RMNCH	0.08 FP
----------------------------	----------------------	-------------------

YEARLY ODA, RMNCH & FP COMMITMENTS IN ABSOLUTE NUMBERS AND IN % OF TOTAL ODA (2013-2016)

(in million USD and percentages) ● Total ODA ● RMNCH ● FP



YEARLY ODA, RMNCH & FP DISBURSEMENTS IN ABSOLUTE NUMBERS AND IN % OF TOTAL ODA (2013-2016)

(in million USD and percentages) ● Total ODA ● RMNCH ● FP

