

**EUROMAPPING RANK (2016)**

**COMMITMENTS**

<b>ODA</b> 24 /30	<b>RMNCH</b> 23 /30	<b>RMNCH as % of total ODA</b> 22 /30	<b>FP</b> 23 /30	<b>FP as % of total ODA</b> 21 /30
-------------------------	---------------------------	---	------------------------	--

**DISBURSEMENTS**

<b>ODA</b> 23 /30	<b>RMNCH</b> 23 /30	<b>RMNCH as % of total ODA</b> 21 /30	<b>FP</b> 23 /30	<b>FP as % of total ODA</b> 21 /30
-------------------------	---------------------------	---	------------------------	--

Portugal prioritises education and health in its development aid policy. The Portuguese aid agency's health strategy policy paper<sup>(1)</sup> lists SRHR and FP as important areas of intervention with regards to global health. The legislative basis of Portuguese development aid<sup>(2)</sup> highlights the importance of promoting SRH under the objectives of gender equality and health, with a focus on addressing MNCH.

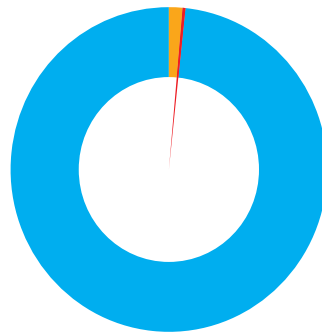
In 2016, Portuguese commitments and disbursements to RMNCH and FP almost halved, resulting in the country moving backwards in the ranking for RMNCH and FP as share of its ODA. Portugal's RMNCH and FP contributions are predominantly bilateral.

<sup>(1)</sup> See [http://www.instituto-camoes.pt/images/cooperacao/estrategia\\_cooperacao\\_saude.pdf](http://www.instituto-camoes.pt/images/cooperacao/estrategia_cooperacao_saude.pdf)

<sup>(2)</sup> See [http://www.instituto-camoes.pt/images/cooperacao/rcm\\_17\\_2014.pdf](http://www.instituto-camoes.pt/images/cooperacao/rcm_17_2014.pdf)

**COMMITMENTS IN CONSTANT PRICES (2016)**

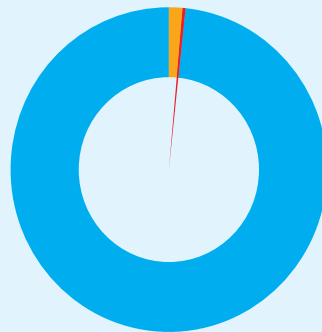
(in million USD)



<b>386.17</b> Total ODA	<b>5.88</b> RMNCH	<b>0.76</b> FP
----------------------------	----------------------	-------------------

**DISBURSEMENTS IN CONSTANT PRICES (2016)**

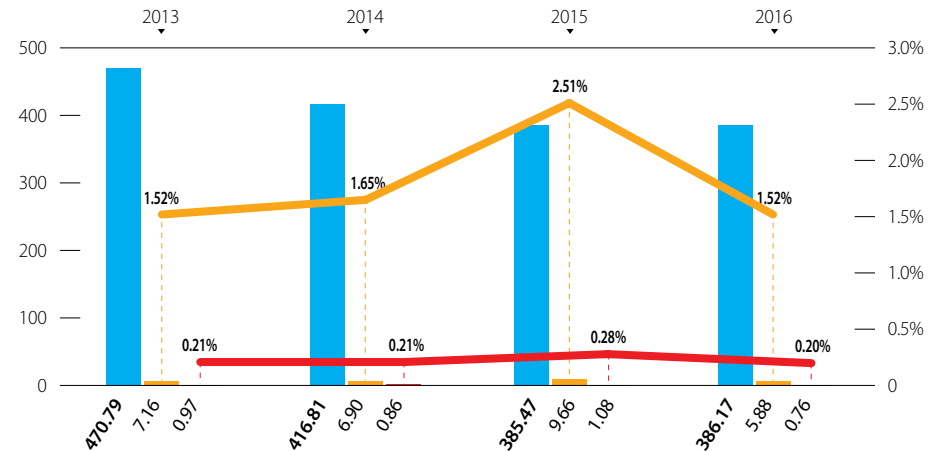
(in million USD)



<b>392.34</b> Total ODA	<b>5.82</b> RMNCH	<b>0.76</b> FP
----------------------------	----------------------	-------------------

**YEARLY ODA, RMNCH & FP COMMITMENTS IN ABSOLUTE NUMBERS AND IN % OF TOTAL ODA (2013-2016)**

(in million USD and percentages) ● Total ODA ● RMNCH ● FP



**YEARLY ODA, RMNCH & FP DISBURSEMENTS IN ABSOLUTE NUMBERS AND IN % OF TOTAL ODA (2013-2016)**

(in million USD and percentages) ● Total ODA ● RMNCH ● FP

