

**EUROMAPPING RANK (2016)**

**COMMITMENTS**

<b>ODA</b> 21 /30	<b>RMNCH</b> 26 /30	<b>RMNCH as % of total ODA</b> 28 /30	<b>FP</b> 24 /30	<b>FP as % of total ODA</b> 27 /30
-------------------------	---------------------------	---	------------------------	--

**DISBURSEMENTS**

<b>ODA</b> 21 /30	<b>RMNCH</b> 26 /30	<b>RMNCH as % of total ODA</b> 28 /30	<b>FP</b> 24 /30	<b>FP as % of total ODA</b> 28 /30
-------------------------	---------------------------	---	------------------------	--

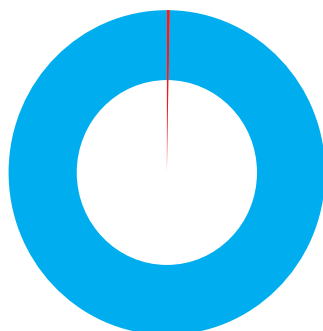
The priorities of Polish development aid include improving healthcare quality, in particular access to health care for mothers and children, but do not specifically refer to RH or FP.<sup>(1)</sup>

In 2016 Polish ODA, RMNCH and FP commitments and disbursements decreased, compared to the previous year, placing Poland in the last 3 countries of the rankings regarding RMNCH and FP as part of its ODA.

<sup>(1)</sup> See the Polish Multiannual Development Aid Programme for 2016-2020, [https://www.polskapomoc.gov.pl/download/files/Dokumenty\\_i\\_Publikacje/Program\\_wieloletni\\_2016-2020/Program\\_2016-2020.pdf](https://www.polskapomoc.gov.pl/download/files/Dokumenty_i_Publikacje/Program_wieloletni_2016-2020/Program_2016-2020.pdf)

**COMMITMENTS IN CONSTANT PRICES (2016)**

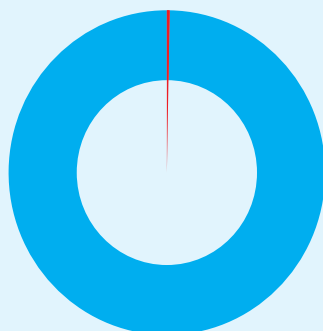
(in million USD)



<b>699.62</b> Total ODA	<b>1.37</b> RMNCH	<b>0.25</b> FP
----------------------------	----------------------	-------------------

**DISBURSEMENTS IN CONSTANT PRICES (2016)**

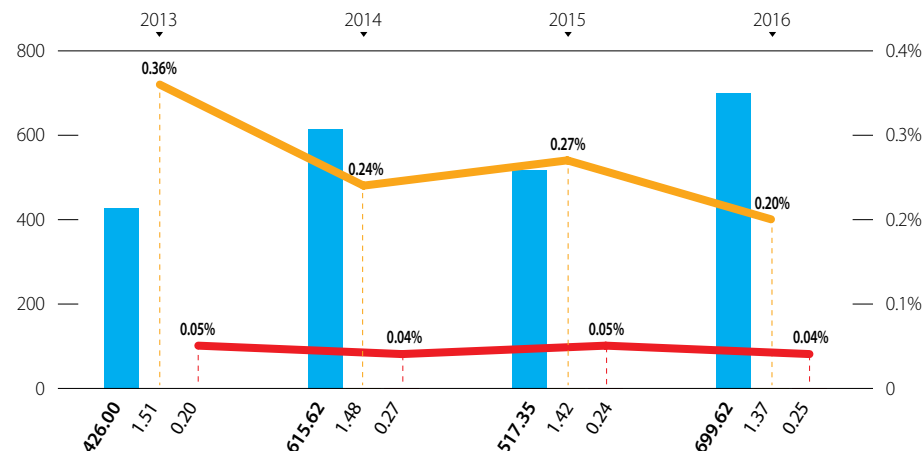
(in million USD)



<b>688.65</b> Total ODA	<b>1.51</b> RMNCH	<b>0.28</b> FP
----------------------------	----------------------	-------------------

**YEARLY ODA, RMNCH & FP COMMITMENTS IN ABSOLUTE NUMBERS AND IN % OF TOTAL ODA (2013-2016)**

(in million USD and percentages) ● Total ODA ● RMNCH ● FP



**YEARLY ODA, RMNCH & FP DISBURSEMENTS IN ABSOLUTE NUMBERS AND IN % OF TOTAL ODA (2013-2016)**

(in million USD and percentages) ● Total ODA ● RMNCH ● FP

