

EUROMAPPING RANK (2016)

COMMITMENTS

ODA 22 /30	RMNCH 22 /30	RMNCH as % of total ODA 17 /30	FP 22 /30	FP as % of total ODA 6 /30
-------------------------	---------------------------	---	------------------------	---

DISBURSEMENTS

ODA 22 /30	RMNCH 22 /30	RMNCH as % of total ODA 11 /30	FP 21 /30	FP as % of total ODA 8 /30
-------------------------	---------------------------	---	------------------------	---

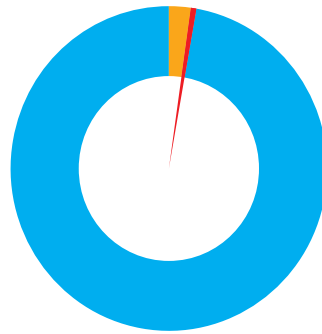
New Zealand lists health and education as priorities for its development aid policy, with a particular focus on RMNCH and FP.⁽¹⁾ The geographic focus of the country's development policy is the Pacific neighbourhood.

New Zealand's 2016 RMNCH commitments and disbursements decreased compared to the previous year. Almost half of New Zealand's RMNCH and FP commitments are reported directly to RH, FP and core contributions to UNFPA.

⁽¹⁾ New Zealand Aid Programme Investment Priorities 2015-2019, https://www.mfat.govt.nz/assets/_securedfiles/Aid-Program-docs/ASEAN/New-Zealand-Aid-Programme-Strategic-Plan-2015-19.pdf

COMMITMENTS IN CONSTANT PRICES (2016)

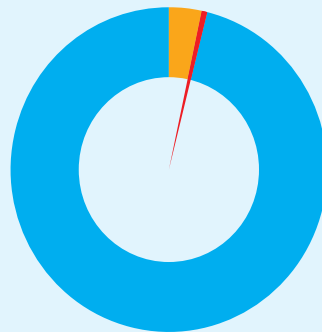
(in million USD)



569.86 Total ODA	13.12 RMNCH	3.47 FP
----------------------------	-----------------------	-------------------

DISBURSEMENTS IN CONSTANT PRICES (2016)

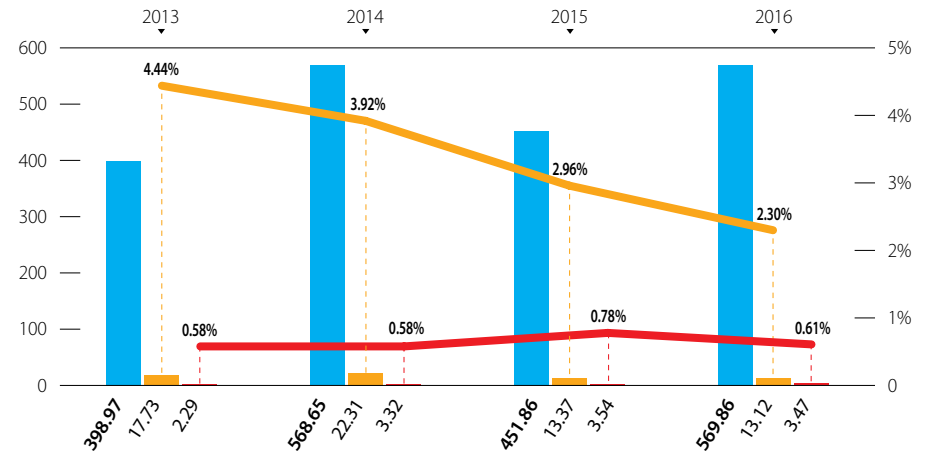
(in million USD)



446.85 Total ODA	15.61 RMNCH	2.73 FP
----------------------------	-----------------------	-------------------

YEARLY ODA, RMNCH & FP COMMITMENTS IN ABSOLUTE NUMBERS AND IN % OF TOTAL ODA (2013-2016)

(in million USD and percentages) ● Total ODA ● RMNCH ● FP



YEARLY ODA, RMNCH & FP DISBURSEMENTS IN ABSOLUTE NUMBERS AND IN % OF TOTAL ODA (2013-2016)

(in million USD and percentages) ● Total ODA ● RMNCH ● FP

