

EUROMAPPING RANK (2016)

COMMITMENTS

ODA 23 /30	RMNCH 19 /30	RMNCH as % of total ODA 7	FP 13 /30	FP as % of total ODA 3
-------------------------	---------------------------	-------------------------------------	------------------------	----------------------------------

DISBURSEMENTS

ODA 24 /30	RMNCH 20 /30	RMNCH as % of total ODA 5	FP 15 /30	FP as % of total ODA 1
-------------------------	---------------------------	-------------------------------------	------------------------	----------------------------------

Luxembourg includes health and education in its development aid priorities, with a cross-cutting focus on gender.⁽¹⁾ RMNCH or FP are prioritised within its 2014 strategy on health in development.⁽²⁾

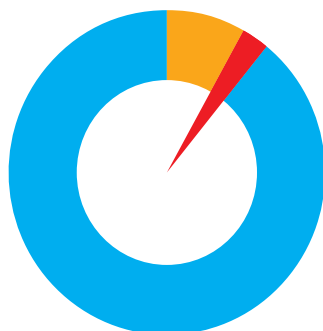
Luxembourg is a leading donor for FP and RMNCH FP disbursements and commitments when measured as a percentage of total ODA. It is one of the few donors that spends over 2% of its ODA on FP and ranks first for donors' disbursements to FP as part of their ODA. Luxembourg also meets the target of allocating 0.7% of its GNI to ODA.

⁽¹⁾ See La Cooperation Luxembourgeoise, Stratégie Generale, https://cooperation.gouvernement.lu/content/dam/gouv_cooperation/publications/brochures-livres/strategies-et-orientation/strategie-generale/strategie-generale-2012.pdf

⁽²⁾ See Santé: Stratégies et orientations – 2014, https://cooperation.gouvernement.lu/content/dam/gouv_cooperation/publications/brochures-livres/strategies-et-orientation/strategie-sante/sante-2014.pdf

COMMITMENTS IN CONSTANT PRICES (2016)

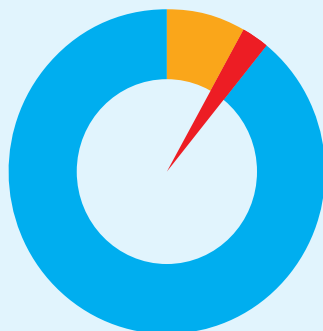
(in million USD)



392.01 Total ODA	32.58 RMNCH	10.57 FP
----------------------------	-----------------------	--------------------

DISBURSEMENTS IN CONSTANT PRICES (2016)

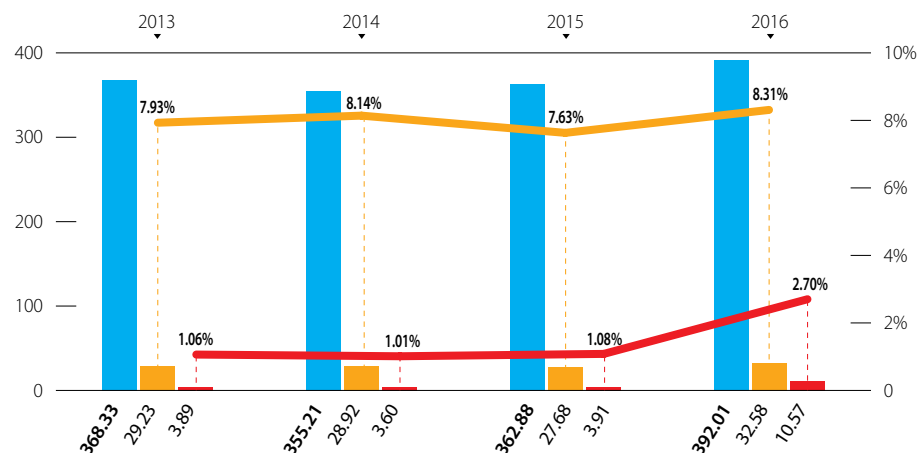
(in million USD)



392.01 Total ODA	32.58 RMNCH	10.57 FP
----------------------------	-----------------------	--------------------

YEARLY ODA, RMNCH & FP COMMITMENTS IN ABSOLUTE NUMBERS AND IN % OF TOTAL ODA (2013-2016)

(in million USD and percentages) ● Total ODA ● RMNCH ● FP



YEARLY ODA, RMNCH & FP DISBURSEMENTS IN ABSOLUTE NUMBERS AND IN % OF TOTAL ODA (2013-2016)

(in million USD and percentages) ● Total ODA ● RMNCH ● FP

