

EUROMAPPING RANK (2016)

COMMITMENTS

ODA 3 /30	RMNCH 8 /30	RMNCH as % of total ODA 19 /30	FP 7 /30	FP as % of total ODA 17 /30
------------------------	--------------------------	---	-----------------------	--

DISBURSEMENTS

ODA 5 /30	RMNCH 6 /30	RMNCH as % of total ODA 19 /30	FP 5 /30	FP as % of total ODA 17 /30
------------------------	--------------------------	---	-----------------------	--

Japan lists health, education, gender and women's empowerment, as priorities for its development aid policy.⁽¹⁾ In 2015, it approved a guideline on global health for its development policy which lists SRH and maternal and child health as areas of focus.⁽²⁾

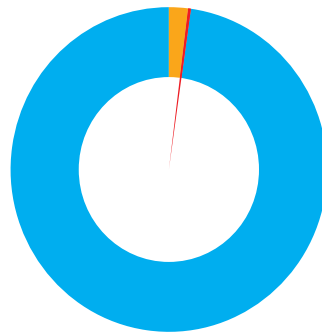
Japan remains one of the biggest international aid donors for RMNCH and FP. Despite a small decline in commitments, its disbursements for both RMNCH and FP continued increasing in 2016 relative to the previous years.

⁽¹⁾ See Ministry of Foreign Affairs of Japan FY2017 Priority Policy for Development Cooperation, https://www.mofa.go.jp/policy/oda/page23e_000434.html

⁽²⁾ See Japan's Basic Design for Peace and Health (Global Health Cooperation), <https://www.mofa.go.jp/files/000110234.pdf>

COMMITMENTS IN CONSTANT PRICES (2016)

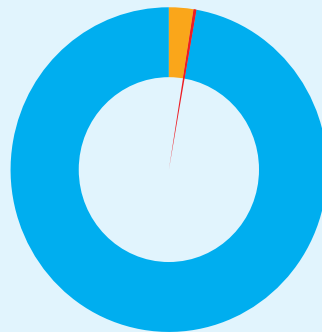
(in million USD)



23,799.00 Total ODA	466.14 RMNCH	57.06 FP
-------------------------------	------------------------	--------------------

DISBURSEMENTS IN CONSTANT PRICES (2016)

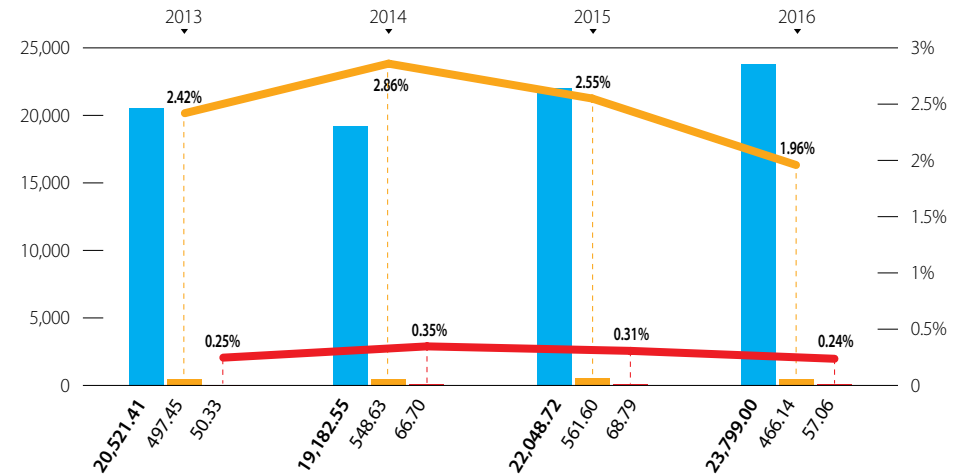
(in million USD)



16,807.79 Total ODA	439.98 RMNCH	52.86 FP
-------------------------------	------------------------	--------------------

YEARLY ODA, RMNCH & FP COMMITMENTS IN ABSOLUTE NUMBERS AND IN % OF TOTAL ODA (2013-2016)

(in million USD and percentages) ● Total ODA ● RMNCH ● FP



YEARLY ODA, RMNCH & FP DISBURSEMENTS IN ABSOLUTE NUMBERS AND IN % OF TOTAL ODA (2013-2016)

(in million USD and percentages) ● Total ODA ● RMNCH ● FP

