

**EUROMAPPING RANK (2016)**

**COMMITMENTS**

<b>ODA</b> 20 /30	<b>RMNCH</b> 16 /30	<b>RMNCH as % of total ODA</b> 8 /30	<b>FP</b> 19 /30	<b>FP as % of total ODA</b> 7 /30
-------------------------	---------------------------	--	------------------------	---

**DISBURSEMENTS**

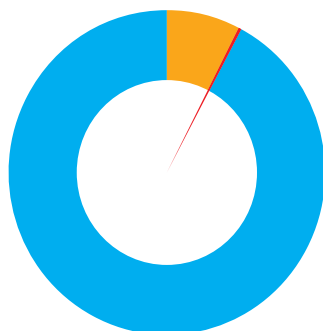
<b>ODA</b> 20 /30	<b>RMNCH</b> 17 /30	<b>RMNCH as % of total ODA</b> 7 /30	<b>FP</b> 20 /30	<b>FP as % of total ODA</b> 10 /30
-------------------------	---------------------------	--	------------------------	--

Ireland's political and financial commitments to RMNCH and FP are prominent in its development aid policy. One World One Future: Ireland's Policy for International Development 2013<sup>(1)</sup> (currently under review) mainstreams gender equality. The priority area "Essential Services" includes commitments to reduce maternal and infant mortality and promote universal access to reproductive healthcare, including FP. Irish RMNCH and FP disbursements and commitments declined slightly in 2016, compared to the previous 3 years. Most multilateral funding was reduced by approximately 10% in 2015, with the exception of funding towards the World Food Programme which has quadrupled since 2013.

<sup>(1)</sup> One World One Future: Ireland's Policy for International Development: <https://www.irishaid.ie/media/irishaid/allwebsitemedia/20newsandpublications/publicationpdfsenglish/one-world-one-future-irelands-new-policy.pdf>

**COMMITMENTS IN CONSTANT PRICES (2016)**

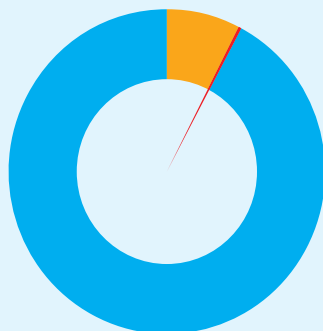
(in million USD)



<b>802.59</b> Total ODA	<b>60.22</b> RMNCH	<b>4.37</b> FP
----------------------------	-----------------------	-------------------

**DISBURSEMENTS IN CONSTANT PRICES (2016)**

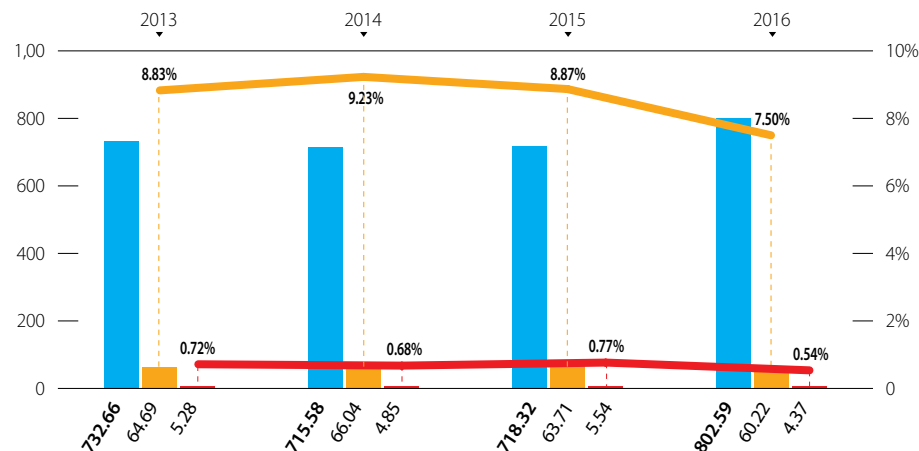
(in million USD)



<b>802.59</b> Total ODA	<b>60.22</b> RMNCH	<b>4.37</b> FP
----------------------------	-----------------------	-------------------

**YEARLY ODA, RMNCH & FP COMMITMENTS IN ABSOLUTE NUMBERS AND IN % OF TOTAL ODA (2013-2016)**

(in million USD and percentages) ● Total ODA ● RMNCH ● FP



**YEARLY ODA, RMNCH & FP DISBURSEMENTS IN ABSOLUTE NUMBERS AND IN % OF TOTAL ODA (2013-2016)**

(in million USD and percentages) ● Total ODA ● RMNCH ● FP

