

**EUROMAPPING RANK (2016)**

**COMMITMENTS**

<b>ODA</b> 30 <small>/30</small>	<b>RMNCH</b> 25 <small>/30</small>	<b>RMNCH as % of total ODA</b> 12 <small>/30</small>	<b>FP</b> 26 <small>/30</small>	<b>FP as % of total ODA</b> 19 <small>/30</small>
--	--	--	---------------------------------------	---

**DISBURSEMENTS**

<b>ODA</b> 30 <small>/30</small>	<b>RMNCH</b> 24 <small>/30</small>	<b>RMNCH as % of total ODA</b> 18 <small>/30</small>	<b>FP</b> 26 <small>/30</small>	<b>FP as % of total ODA</b> 20 <small>/30</small>
--	--	--	---------------------------------------	---

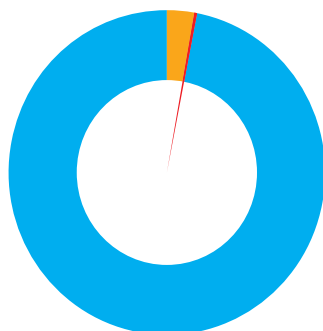
The priorities of Icelandic development aid include gender equality as a cross-cutting issue and health and education as a basis for building human capital, but do not specifically refer to RMNCH or FP.<sup>(1)</sup> Iceland targets most of its bilateral cooperation towards three partner countries, all in Sub-Saharan Africa: Malawi, Mozambique and Uganda.<sup>(2)</sup> Icelandic commitments and disbursements levels for RMNCH and FP have remained stable during the period 2013-2016.

<sup>(1)</sup> See Icelandic Development Cooperation, <https://www.government.is/topics/foreign-affairs/international-development-cooperation/icelands-international-development-cooperation/>

<sup>(2)</sup> See Strategy for Iceland's Development Cooperation 2013-2016, <https://www.government.is/media/utanrikisraduneyti-media/media/throunarsamvinna/MFA-StrategyforIcelandDevelopmentCooperation-2013-2016.pdf>

**COMMITMENTS IN CONSTANT PRICES (2016)**

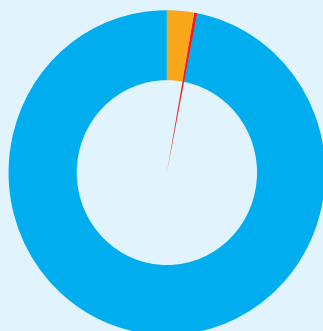
(in million USD)



<b>58.72</b> Total ODA	<b>1.66</b> RMNCH	<b>0.13</b> FP
---------------------------	----------------------	-------------------

**DISBURSEMENTS IN CONSTANT PRICES (2016)**

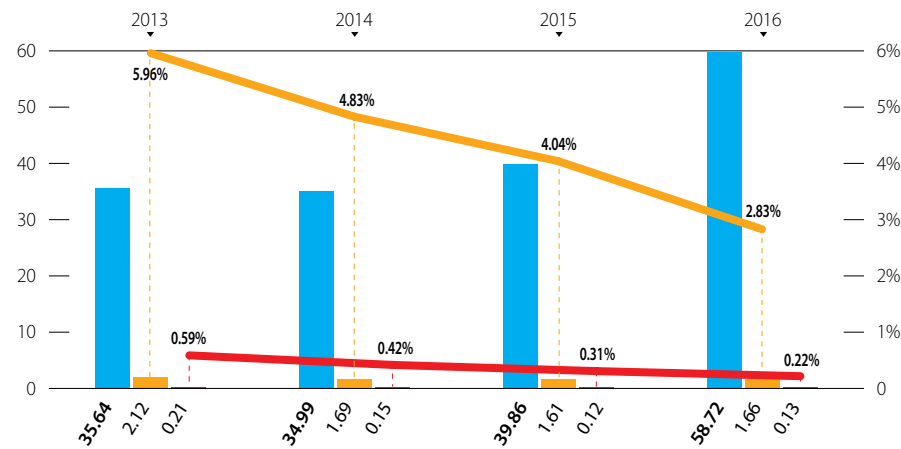
(in million USD)



<b>58.72</b> Total ODA	<b>1.66</b> RMNCH	<b>0.13</b> FP
---------------------------	----------------------	-------------------

**YEARLY ODA, RMNCH & FP COMMITMENTS IN ABSOLUTE NUMBERS AND IN % OF TOTAL ODA (2013-2016)**

(in million USD and percentages) ● Total ODA ● RMNCH ● FP



**YEARLY ODA, RMNCH & FP DISBURSEMENTS IN ABSOLUTE NUMBERS AND IN % OF TOTAL ODA (2013-2016)**

(in million USD and percentages) ● Total ODA ● RMNCH ● FP

