

EUROMAPPING RANK (2016)

COMMITMENTS

ODA	RMNCH	RMNCH as % of total ODA	FP	FP as % of total ODA
27 /30	28 /30	29 /30	28 /30	29 /30

DISBURSEMENTS

ODA	RMNCH	RMNCH as % of total ODA	FP	FP as % of total ODA
27 /30	29 /30	29 /30	29 /30	29 /30

Hungary lists the key areas of focus for its development policy 2014-2020⁽¹⁾ in Sub-Saharan Africa as improving the situation of women, education and health, and commits to providing ODA towards human development, including health and education. RMNCH is not specifically mentioned.⁽²⁾

Hungary became the 30th member of DAC in December 2016.⁽³⁾ Data prior to this date is only partially available. In 2016, Hungarian funding toward RMNCH and FP dropped significantly in comparison to 2015, while its only multilateral funding goes to the World Bank's IDA.

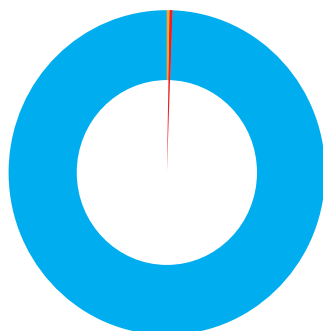
⁽¹⁾ See International Development Cooperation Strategy and Strategic Concept for International Humanitarian Aid of Hungary 2014-2020, <http://nefe.kormany.hu/download/3/93/c0000/International%20Development%20Cooperation%20and%20Humanitarian%20Aid%20Strategy%20of%20Hungary-v%C3%A9gleges.pdf>

⁽²⁾ See Hungarian Policy for International Development Cooperation, <http://www.mfa.gov.hu/NR/exeres/184E9815-2519-4DB0-ABC4-3AB8AE1D2042.htm>

⁽³⁾ See Press Release: http://www.mfa.gov.hu/NR/rdonlyres/933C1461-8F65-403A-B841-B0A37C755BF4/0/061206_newdonor.pdf

COMMITMENTS IN CONSTANT PRICES (2016)

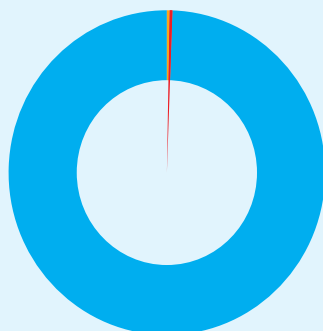
(in million USD)



199.12	0.30	0.04
Total ODA	RMNCH	FP

DISBURSEMENTS IN CONSTANT PRICES (2016)

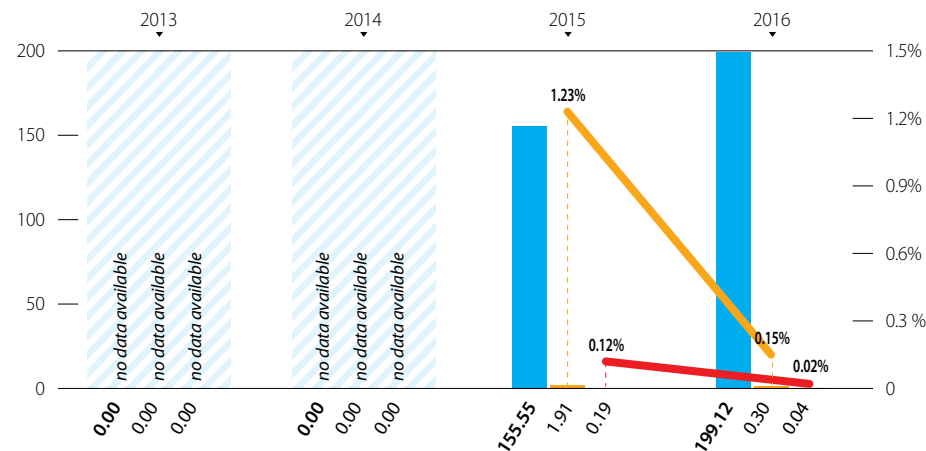
(in million USD)



199.12	0.30	0.04
Total ODA	RMNCH	FP

YEARLY ODA, RMNCH & FP COMMITMENTS IN ABSOLUTE NUMBERS AND IN % OF TOTAL ODA (2013-2016)

(in million USD and percentages) ● Total ODA ● RMNCH ● FP



YEARLY ODA, RMNCH & FP DISBURSEMENTS IN ABSOLUTE NUMBERS AND IN % OF TOTAL ODA (2013-2016)

(in million USD and percentages) ● Total ODA ● RMNCH ● FP

