

EUROMAPPING RANK (2016)

COMMITMENTS

ODA 25 /30	RMNCH 30 /30	RMNCH as % of total ODA 30 /30	FP 30 /30	FP as % of total ODA 30 /30
-------------------------	---------------------------	---	------------------------	--

DISBURSEMENTS

ODA 25 /30	RMNCH 30 /30	RMNCH as % of total ODA 30 /30	FP 30 /30	FP as % of total ODA 30 /30
-------------------------	---------------------------	---	------------------------	--

Education, health, and population represent a significant part of the Greece's ODA.⁽¹⁾ Investments in gender equality have also been increasing in the last decade especially following the financial crisis.⁽²⁾


For RMNCH and FP, Greece commits and has disbursed very little funding in recent years, and it declined further in 2016. Greece's only multilateral contributions relevant to RMNCH and FP are to the WHO, which have remained stable since 2015.

⁽¹⁾ See 2016 annual report on ODA, https://hellenicaid.mfa.gr/media/images/stories/docs/ydas3_ektheseis/annual_report_2016.pdf

⁽²⁾ See 2016 OECD profile report of Greece, https://read.oecd-ilibrary.org/development/development-co-operation-report-2016_dcr-2016-en#page206

COMMITMENTS IN CONSTANT PRICES (2016)


(in million USD)



368.53 Total ODA	0.04 RMNCH	0.00 FP
----------------------------	----------------------	-------------------

DISBURSEMENTS IN CONSTANT PRICES (2016)

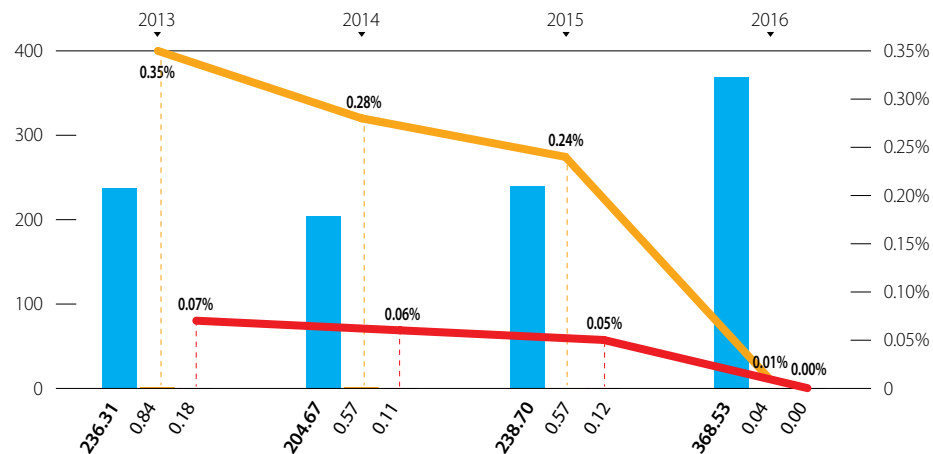
(in million USD)



368.53 Total ODA	0.04 RMNCH	0.00 FP
----------------------------	----------------------	-------------------

YEARLY ODA, RMNCH & FP COMMITMENTS IN ABSOLUTE NUMBERS AND IN % OF TOTAL ODA (2013-2016)

(in million USD and percentages) ● Total ODA ● RMNCH ● FP



YEARLY ODA, RMNCH & FP DISBURSEMENTS IN ABSOLUTE NUMBERS AND IN % OF TOTAL ODA (2013-2016)

(in million USD and percentages) ● Total ODA ● RMNCH ● FP

