

**EUROMAPPING RANK (2016)**

**COMMITMENTS**

<b>ODA</b>	<b>RMNCH</b>	<b>RMNCH as % of total ODA</b>	<b>FP</b>	<b>FP as % of total ODA</b>
<b>2</b> /30	<b>6</b> /30	<b>18</b> /30	<b>3</b> /30	<b>16</b> /30

**DISBURSEMENTS**

<b>ODA</b>	<b>RMNCH</b>	<b>RMNCH as % of total ODA</b>	<b>FP</b>	<b>FP as % of total ODA</b>
<b>2</b> /30	<b>3</b> /30	<b>20</b> /30	<b>4</b> /30	<b>18</b> /30

Germany's policy on SRHR in development is long-standing<sup>(1)</sup> and it is mainly based on a policy document from 2008.<sup>(2)</sup> In 2011, it launched an Initiative on Rights-Based Family Planning and Maternal Health.<sup>(3)</sup> Initially, the BMZ initiative included financial commitments for the period of 2011 to 2015. In support of the SDGs, Germany later pledged to maintain its commitment until at least 2019.

A significant share of Germany's overall payments and commitments to FP and RMNCH comes from core multilateral contributions, namely to the Global Fund to Fight AIDS, Tuberculosis and Malaria. After a small decline in 2015, its contributions to FP and RMNCH rebounded in 2016.

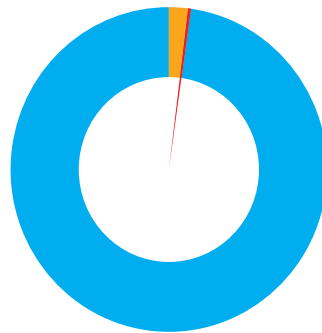
<sup>(1)</sup> See BMZ page on SRHR and population dynamics: [https://www.bmz.de/en/issues/population\\_dynamics/german\\_development\\_cooperation/index.html](https://www.bmz.de/en/issues/population_dynamics/german_development_cooperation/index.html)

<sup>(2)</sup> See BMZ policy documents on 'Sexual and Reproductive Health and Rights, and Population Dynamics', [https://www.bmz.de/en/issues/reproduktive\\_gesundheit/dokumente/index.html](https://www.bmz.de/en/issues/reproduktive_gesundheit/dokumente/index.html)

<sup>(3)</sup> See BMZ Initiative on Rights-based Family Planning and Maternal Health, [http://health.bmz.de/what\\_we\\_do/Reproductive-maternal-and-child-health/policies\\_and\\_concepts/BMZ\\_Initiative\\_FP\\_MH/index.html](http://health.bmz.de/what_we_do/Reproductive-maternal-and-child-health/policies_and_concepts/BMZ_Initiative_FP_MH/index.html)

**COMMITMENTS IN CONSTANT PRICES (2016)**

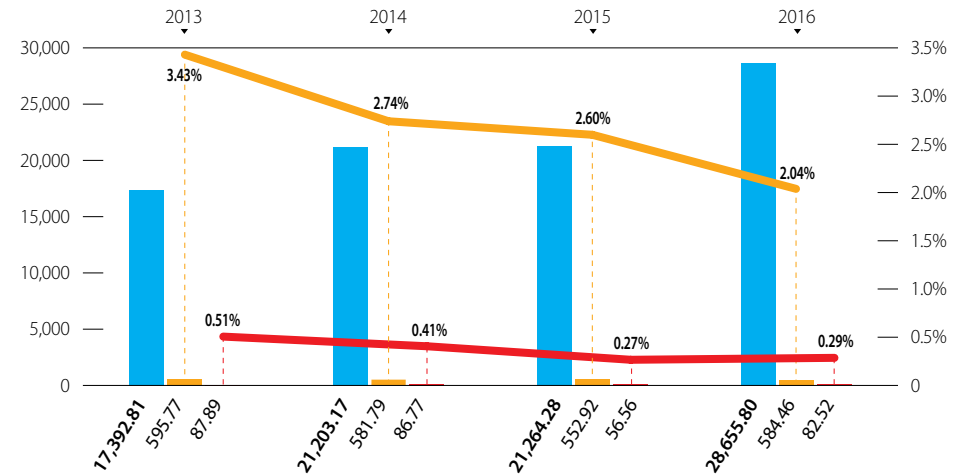
(in million USD)



<b>28,655.80</b>	<b>584.46</b>	<b>82.52</b>
<b>Total ODA</b>	<b>RMNCH</b>	<b>FP</b>

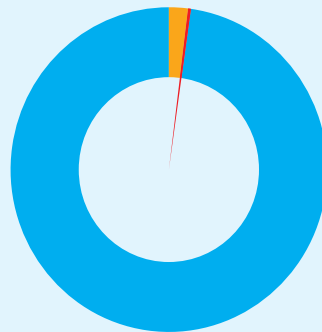
**YEARLY ODA, RMNCH & FP COMMITMENTS IN ABSOLUTE NUMBERS AND IN % OF TOTAL ODA (2013-2016)**

(in million USD and percentages) ● Total ODA ● RMNCH ● FP



**DISBURSEMENTS IN CONSTANT PRICES (2016)**

(in million USD)



<b>26,818.50</b>	<b>585.08</b>	<b>72.85</b>
<b>Total ODA</b>	<b>RMNCH</b>	<b>FP</b>

**YEARLY ODA, RMNCH & FP DISBURSEMENTS IN ABSOLUTE NUMBERS AND IN % OF TOTAL ODA (2013-2016)**

(in million USD and percentages) ● Total ODA ● RMNCH ● FP

