

EUROMAPPING RANK (2016)

COMMITMENTS

ODA 19 /30	RMNCH 21 /30	RMNCH as % of total ODA 14 /30	FP 20 /30	FP as % of total ODA 11 /30
-------------------------	---------------------------	---	------------------------	--

DISBURSEMENTS

ODA 19 /30	RMNCH 19 /30	RMNCH as % of total ODA 14 /30	FP 19 /30	FP as % of total ODA 11 /30
-------------------------	---------------------------	---	------------------------	--

In 2016, Finland launched a Government Report on Development Policy that prioritises the rights of girls and women and with a strong emphasis on SRHR.⁽¹⁾ However, there is no specific mention of MNCH.

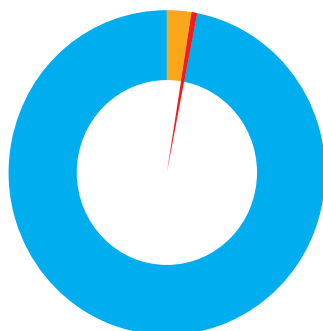
Finland's commitments to RMNCH and FP funding peaked in 2014 due to a massive commitment to UNFPA, which was disbursed over the next few years. Therefore, the Finnish total commitments to RMNCH and FP plummeted in 2015 and remained at about the same level in 2016.

Finland's development cooperation budget was cut dramatically in 2016. Consequently, the disbursements to RMNCH and FP also dropped by almost half compared to 2015, with most of the decline coming from cuts to funding for the World Bank, UNFPA and UNICEF.

⁽¹⁾ See Finnish Government Report on Development Policy 2016, <http://www.formin.com.fi/public/default.aspx?contentid=341918&no deid=49313&contentlan=2&culture=en-US>

COMMITMENTS IN CONSTANT PRICES (2016)

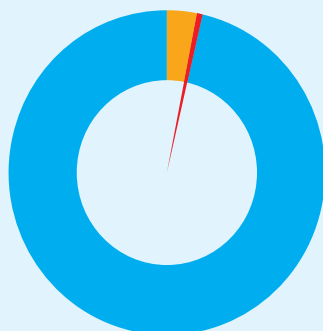
(in million USD)



903.70 Total ODA	23.99 RMNCH	4.27 FP
----------------------------	-----------------------	-------------------

DISBURSEMENTS IN CONSTANT PRICES (2016)

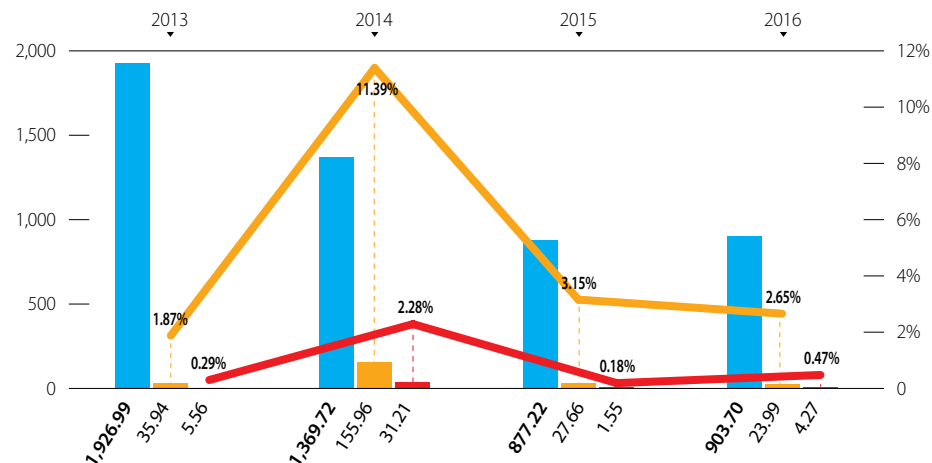
(in million USD)



1,060.00 Total ODA	33.87 RMNCH	5.70 FP
------------------------------	-----------------------	-------------------

YEARLY ODA, RMNCH & FP COMMITMENTS IN ABSOLUTE NUMBERS AND IN % OF TOTAL ODA (2013-2016)

(in million USD and percentages) ● Total ODA ● RMNCH ● FP



YEARLY ODA, RMNCH & FP DISBURSEMENTS IN ABSOLUTE NUMBERS AND IN % OF TOTAL ODA (2013-2016)

(in million USD and percentages) ● Total ODA ● RMNCH ● FP

