

**EUROMAPPING RANK (2016)**

**COMMITMENTS**

<b>ODA</b> 4 /30	<b>RMNCH</b> 5 /30	<b>RMNCH as % of total ODA</b> 16 /30	<b>FP</b> 4 /30	<b>FP as % of total ODA</b> 15 /30
------------------------	--------------------------	---	-----------------------	--

**DISBURSEMENTS**

<b>ODA</b> 3 /30	<b>RMNCH</b> 4 /30	<b>RMNCH as % of total ODA</b> 17 /30	<b>FP</b> 6 /30	<b>FP as % of total ODA</b> 19 /30
------------------------	--------------------------	---	-----------------------	--

The EU is committed to improving SRHR and to gender equality and women's and girls' empowerment as reflected in the new European Consensus on Development (June 2017) <sup>(1)</sup>, the EU Gender Action Plan II 2016-2020 <sup>(2)</sup>, and various other policies. The EU Institutions support SRHR and FP through a range of EU instruments, notably through geographic programmes on gender, health and population, contributions to Global Health Initiatives and UN organisations, and grants to Civil Society Organisations. The EU-United Nations 'Spotlight Initiative' <sup>(3)</sup> to eliminate violence against women and girls, backed by an initial envelope of EUR500 million, provides for a specific focus on SRHR in Sub-Saharan Africa with emphasis on reaching vulnerable population groups, including youth. While their commitments in FP and RMNCH and their disbursements in RMNCH increased in 2016 compared to 2015, EU disbursements to FP stagnated.

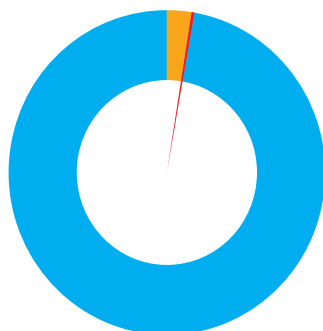
<sup>(1)</sup> See the 2017 EU Consensus on Development, [https://ec.europa.eu/europeaid/new-european-consensus-development-our-world-our-dignity-our-future\\_en](https://ec.europa.eu/europeaid/new-european-consensus-development-our-world-our-dignity-our-future_en)

<sup>(2)</sup> See the Council Conclusions on the Gender Action Plan 2015-2020, <http://www.consilium.europa.eu/en/press/press-releases/2015/10/26-fac-conclusions-gender-development/>

<sup>(3)</sup> See the EU UN Spotlight initiative <http://www.un.org/en/spotlight-initiative/>

**COMMITMENTS IN CONSTANT PRICES (2016)**

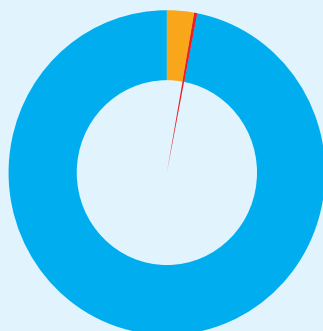
(in million USD)



<b>23,282.70</b> Total ODA	<b>605.72</b> RMNCH	<b>73.02</b> FP
-------------------------------	------------------------	--------------------

**DISBURSEMENTS IN CONSTANT PRICES (2016)**

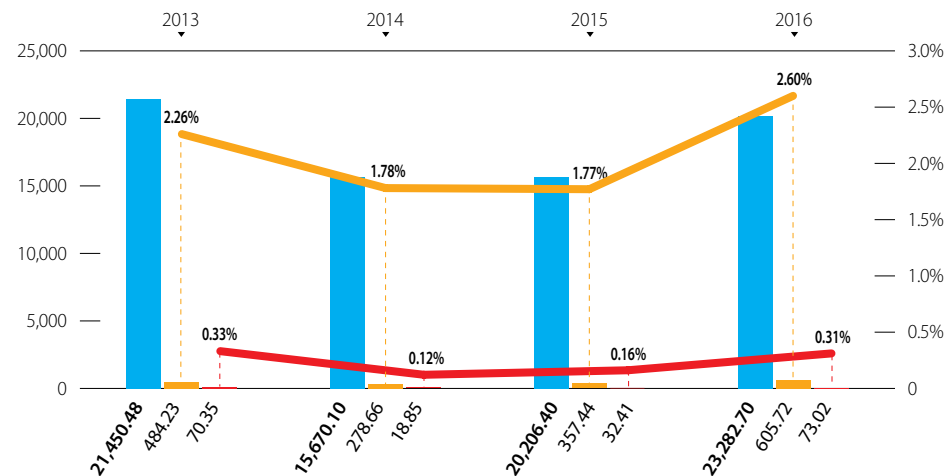
(in million USD)



<b>18,901.50</b> Total ODA	<b>561.89</b> RMNCH	<b>51.05</b> FP
-------------------------------	------------------------	--------------------

**YEARLY ODA, RMNCH & FP COMMITMENTS IN ABSOLUTE NUMBERS AND IN % OF TOTAL ODA (2013-2016)**

(in million USD and percentages) ● Total ODA ● RMNCH ● FP



**YEARLY ODA, RMNCH & FP DISBURSEMENTS IN ABSOLUTE NUMBERS AND IN % OF TOTAL ODA (2013-2016)**

(in million USD and percentages) ● Total ODA ● RMNCH ● FP

