

EUROMAPPING RANK (2016)

COMMITMENTS

ODA 16 /30	RMNCH 15 /30	RMNCH as % of total ODA 13 /30	FP 11 /30	FP as % of total ODA 8 /30
-------------------------	---------------------------	---	------------------------	---

DISBURSEMENTS

ODA 15 /30	RMNCH 14 /30	RMNCH as % of total ODA 12 /30	FP 14 /30	FP as % of total ODA 12 /30
-------------------------	---------------------------	---	------------------------	--

In its 2017 Development Cooperation Strategy, "The World 2030"⁽¹⁾, Denmark continues to stress the importance of SRHR and gender equality as main priorities for development cooperation. This focus builds on a long tradition of Denmark being an SRHR donor champion.⁽²⁾ Denmark is a co-founder of AmplifyChange,⁽³⁾ a fund launched in 2015 to promote civil society advocacy for SRHR and has so far disbursed over 26 million EUR in grants. Denmark was one of the founders of the SheDecides movement.

Denmark's commitments and disbursements to RMNCH and FP declined in 2016, apart from its multilateral funding to the World Bank's International Development Association (IDA) and the African Development Fund, which both increased significantly.

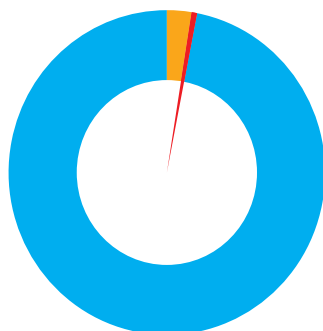
⁽¹⁾ See Denmark's strategy for development cooperation and humanitarian action, <http://amg.um.dk/en/policies-and-strategies/strategy-for-danish-development-cooperation/>

⁽²⁾ See the Strategy on the promotion of SRHR, <http://www.ft.dk/samling/20051/almde/uru/bilag/105/240256.pdf>

⁽³⁾ See Amplify Change, <https://amplifychange.org/>

COMMITMENTS IN CONSTANT PRICES (2016)

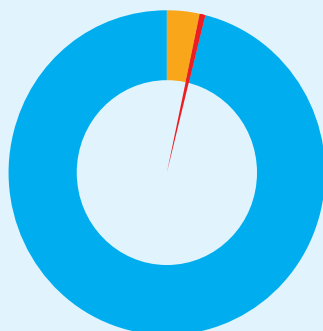
(in million USD)



2,235.00 Total ODA	61.63 RMNCH	11.66 FP
------------------------------	-----------------------	--------------------

DISBURSEMENTS IN CONSTANT PRICES (2016)

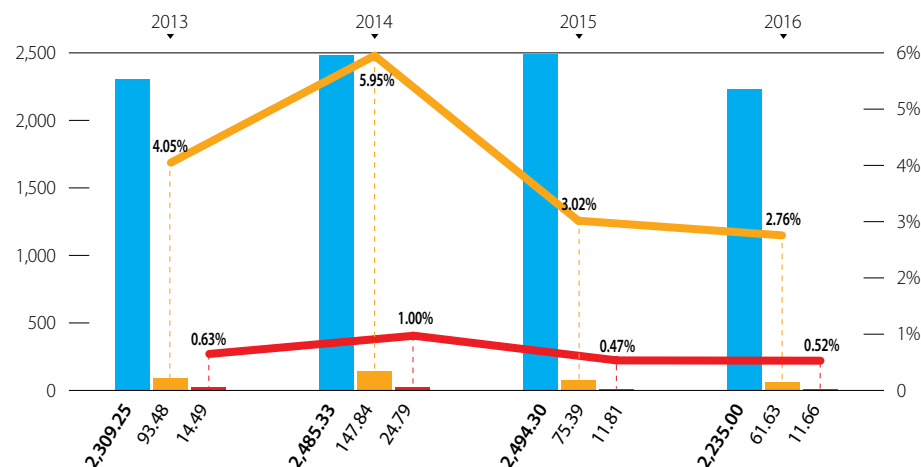
(in million USD)



2,520.57 Total ODA	86.57 RMNCH	13.37 FP
------------------------------	-----------------------	--------------------

YEARLY ODA, RMNCH & FP COMMITMENTS IN ABSOLUTE NUMBERS AND IN % OF TOTAL ODA (2013-2016)

(in million USD and percentages) ● Total ODA ● RMNCH ● FP



YEARLY ODA, RMNCH & FP DISBURSEMENTS IN ABSOLUTE NUMBERS AND IN % OF TOTAL ODA (2013-2016)

(in million USD and percentages) ● Total ODA ● RMNCH ● FP

