

EUROMAPPING RANK (2016)

COMMITMENTS

ODA 18 /30	RMNCH 20 /30	RMNCH as % of total ODA 20	FP 21 /30	FP as % of total ODA 18
-------------------------	---------------------------	--------------------------------------	------------------------	-----------------------------------

DISBURSEMENTS

ODA 18 /30	RMNCH 21 /30	RMNCH as % of total ODA 24	FP 22 /30	FP as % of total ODA 24
-------------------------	---------------------------	--------------------------------------	------------------------	-----------------------------------

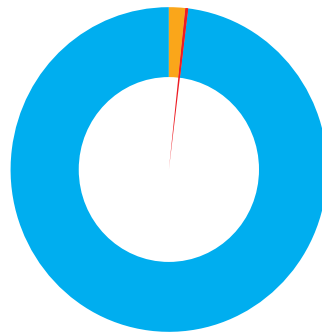
Austria lists access to health as one of its priorities for development aid⁽¹⁾ but does not specifically refer to RMNCH or FP in its policy statements. It considers gender equality a cross-cutting issue.⁽²⁾

Over the previous 3 years a declining trend in Austria's RMNCH and FP funding took place, which however resulted in a sharp increase in Austria's 2016 commitments compared to 2015, with a more moderate increase in disbursements.

⁽¹⁾ See Austria's 2016-2018 development policy programme, https://www.entwicklung.at/fileadmin/user_upload/Dokumente/Publikationen/3_JP/Englisch/2016-2018_3-YP.pdf
⁽²⁾ See Austrian Development Agency, Gender Equality, <http://www.entwicklung.at/en/themes/gender-equality/>

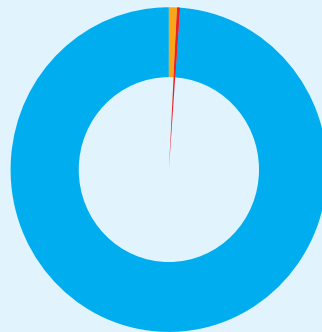
COMMITMENTS IN CONSTANT PRICES (2016)

(in million USD)



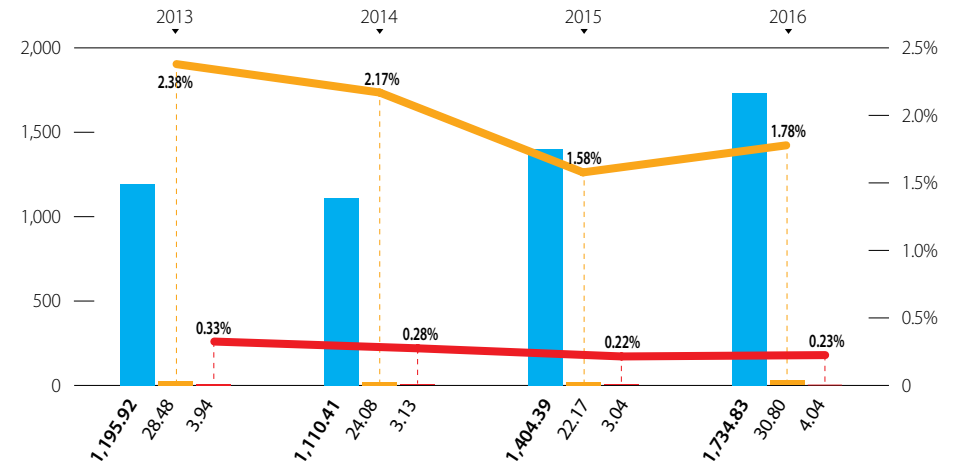
DISBURSEMENTS IN CONSTANT PRICES (2016)

(in million USD)



YEARLY ODA, RMNCH & FP COMMITMENTS IN ABSOLUTE NUMBERS AND IN % OF TOTAL ODA (2013-2016)

(in million USD and percentages) ● Total ODA ● RMNCH ● FP



YEARLY ODA, RMNCH & FP DISBURSEMENTS IN ABSOLUTE NUMBERS AND IN % OF TOTAL ODA (2013-2016)

(in million USD and percentages) ● Total ODA ● RMNCH ● FP

