

**EUROMAPPING RANK (2016)**

**COMMITMENTS**

<b>ODA</b> /30	<b>RMNCH</b> /30	<b>RMNCH as % of total ODA</b> /30	<b>FP</b> /30	<b>FP as % of total ODA</b> /30
<b>13</b>	<b>11</b>	<b>9</b>	<b>10</b>	<b>10</b>

**DISBURSEMENTS**

<b>ODA</b> /30	<b>RMNCH</b> /30	<b>RMNCH as % of total ODA</b> /30	<b>FP</b> /30	<b>FP as % of total ODA</b> /30
<b>14</b>	<b>11</b>	<b>9</b>	<b>11</b>	<b>13</b>

Australia prioritises global health in its development aid<sup>(1)</sup> and has released a strategy on health and development for 2015-2020.<sup>(2)</sup> This strategy includes clear commitments on investment in MNCH and FP.

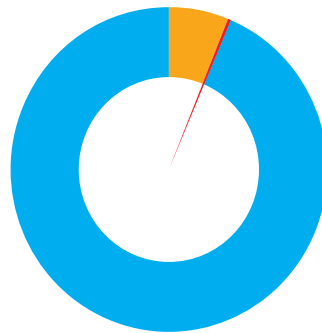
However, a steadily declining trend in Australia's funding for RMNCH has been ongoing since 2012, both in commitments and in disbursements. The fall in RMNCH has been intensified even further in 2016, both in absolute terms, as well as a share of ODA.

<sup>(1)</sup> See overview of Australia's commitments to health, <http://dfat.gov.au/about-us/publications/Documents/aid-fact-sheet-health.pdf>

<sup>(2)</sup> See Australia's strategy on health and development for 2015-2020, <http://dfat.gov.au/about-us/publications/Documents/health-for-development-strategy-2015-2020.PDF>

**COMMITMENTS IN CONSTANT PRICES (2016)**

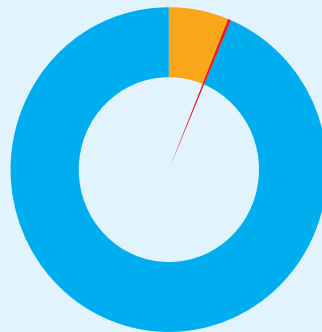
(in million USD)



<b>3,277.52</b>	<b>201.44</b>	<b>15.83</b>
<b>Total ODA</b>	<b>RMNCH</b>	<b>FP</b>

**DISBURSEMENTS IN CONSTANT PRICES (2016)**

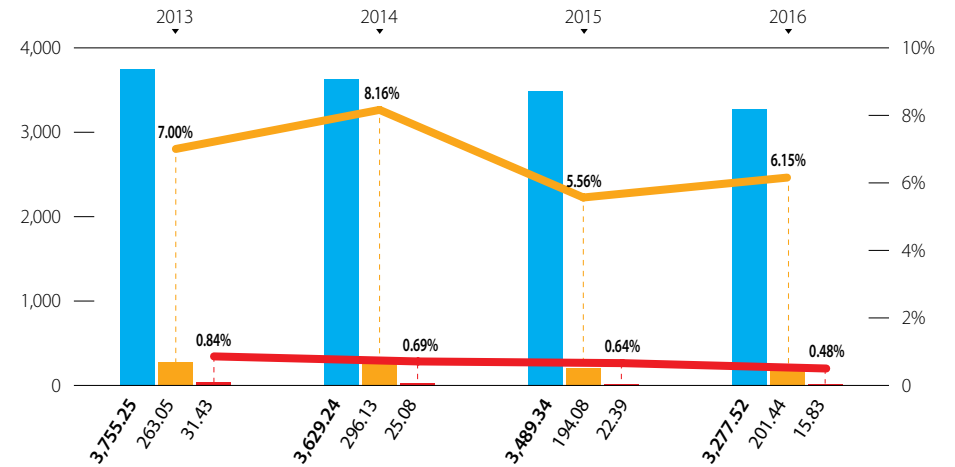
(in million USD)



<b>3,280.73</b>	<b>201.44</b>	<b>15.83</b>
<b>Total ODA</b>	<b>RMNCH</b>	<b>FP</b>

**YEARLY ODA, RMNCH & FP COMMITMENTS IN ABSOLUTE NUMBERS AND IN % OF TOTAL ODA (2013-2016)**

(in million USD and percentages) ● Total ODA ● RMNCH ● FP



**YEARLY ODA, RMNCH & FP DISBURSEMENTS IN ABSOLUTE NUMBERS AND IN % OF TOTAL ODA (2013-2016)**

(in million USD and percentages) ● Total ODA ● RMNCH ● FP

