

**EUROMAPPING RANK (2016)**

**COMMITMENTS**

<b>ODA</b> 9 /30	<b>RMNCH</b> 4 /30	<b>RMNCH as % of total ODA</b> 3 /30	<b>FP</b> 2 /30	<b>FP as % of total ODA</b> 1 /30
------------------------	--------------------------	--	-----------------------	---

**DISBURSEMENTS**

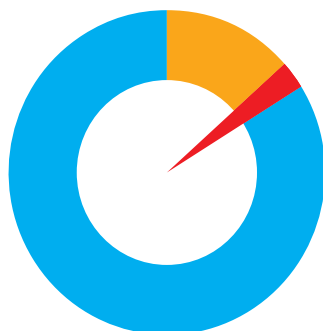
<b>ODA</b> 8 /30	<b>RMNCH</b> 7 /30	<b>RMNCH as % of total ODA</b> 4 /30	<b>FP</b> 3 /30	<b>FP as % of total ODA</b> 3 /30
------------------------	--------------------------	--	-----------------------	---

In the new development strategy of The Netherlands SRHR remains a priority. Within this strategy, gender & SDG5 are considered as cross-cutting themes to which all activities in development cooperation should contribute.<sup>(1)</sup> The Netherlands reaffirmed its commitment to SRHR by launching the SheDecides initiative in 2017. For the years 2017 and 2018 The Netherlands contributed 29 million EUR to SheDecides movement.<sup>(2)</sup> The Netherlands comes in the top three of all the rankings regarding commitments and disbursements for RMNCH and FP.

<sup>(1)</sup> See development cooperation policy of The Netherlands "Investing in Global Prospects" (May 2018): <https://www.government.nl/documents/policy-notes/2018/05/18/investing-in-global-prospects>  
See the SRHR policy of The Netherlands: <https://www.government.nl/topics/development-cooperation/contents/the-development-policy-of-the-netherlands/sexual-and-reproductive-health-and-rights>  
<sup>(2)</sup> <https://amplifychange.org/>  
<sup>(3)</sup> See SheDecides, <https://www.shedecides.com/> and the overview of She Decides allocations by The Netherlands: <https://www.rijksoverheid.nl/onderwerpen/she-decides/nieuws/2018/01/24/she-decides-geld-voor-vrouwen-ethiopie-jemen-mali-bangladesh-en-mozambique>

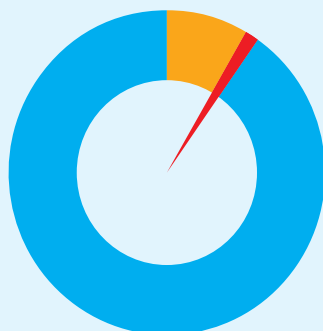
**COMMITMENTS IN CONSTANT PRICES (2016)**

(in million USD)



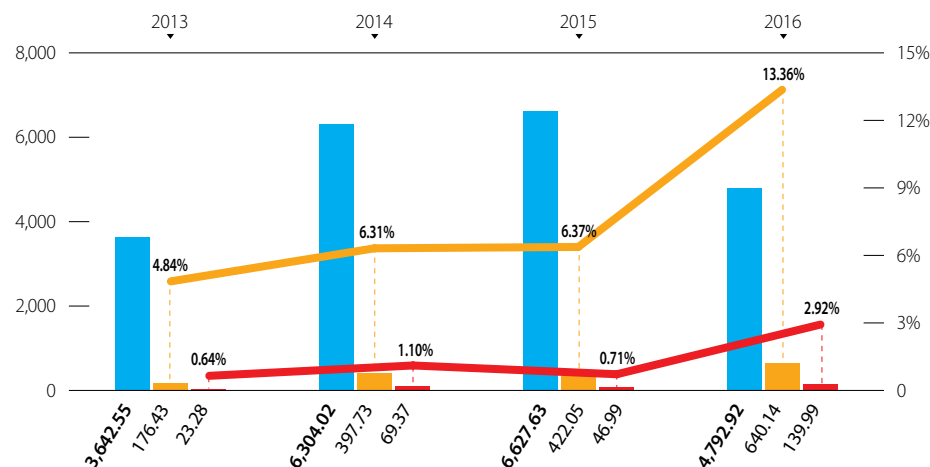
**DISBURSEMENTS IN CONSTANT PRICES (2016)**

(in million USD)



**YEARLY ODA, RMNCH & FP COMMITMENTS IN ABSOLUTE NUMBERS AND IN % OF TOTAL ODA (2013-2016)**

(in million USD and percentages) ● Total ODA ● RMNCH ● FP



**YEARLY ODA, RMNCH & FP DISBURSEMENTS IN ABSOLUTE NUMBERS AND IN % OF TOTAL ODA (2013-2016)**

(in million USD and percentages) ● Total ODA ● RMNCH ● FP

