

Europe's Share In ODA, RMNCH, FP Commitments And Gross Disbursements

In 2016, EU DAC donors (Member-States and Institutions) represent more than half (57%) of the DAC donors ODA commitments. If we add Norway, Switzerland, and Iceland, then the region's share surpasses 60%, while the US follows with 19.6%.

The picture is radically different when we look at RMNCH and FP commitments, where the US represents 50.4% and 60.6% of the total RMNCH and FP commitments respectively.

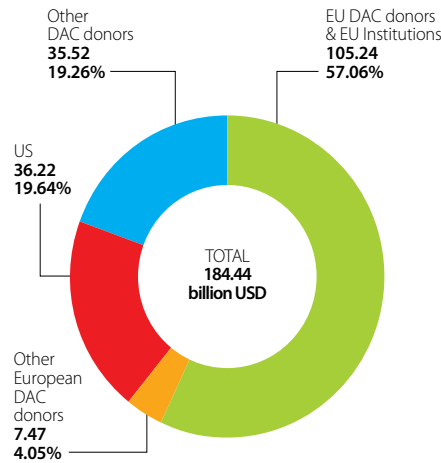
Compared to 2015, in 2016 the EU DAC donors slightly increased their commitments to RMNCH and FP, representing 31.8% of RMNCH commitments and 29.8% of FP commitments.

The decision that the US administration has taken towards FP and sexual and reproductive health and rights (SRHR) is expected to significantly change these conclusions in upcoming years, be it in terms of global contributions to these sectors or respective shares.

FIGURE 11: ODA COMMITMENTS 2016

Source: OECD DAC

(In billion USD constant prices and in %)



Other European DAC donors include: Iceland, Norway, Switzerland. Other DAC donors include: Australia, Canada, Japan, Korea, New Zealand

FIGURE 12: RMNCH COMMITMENTS 2016

Source: OECD DAC

(In billion USD constant prices and in %)

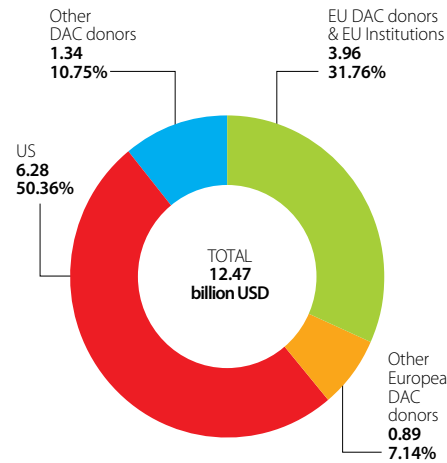


FIGURE 13: FP COMMITMENTS 2016

Source: OECD DAC

(In billion USD constant prices and in %)

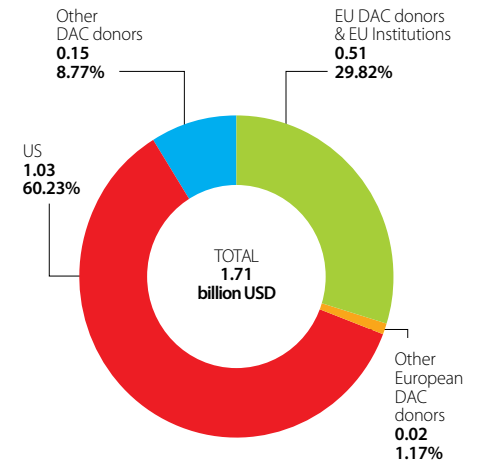


FIGURE 14: ODA DISBURSEMENTS 2016

Source: OECD DAC

(In billion USD constant prices and in %)

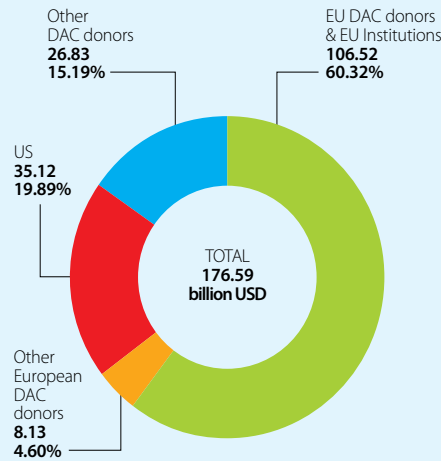


FIGURE 15: RMNCH DISBURSEMENTS 2016

Source: OECD DAC

(In billion USD constant prices and in %)

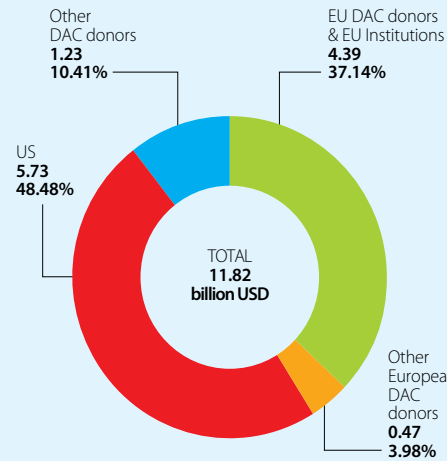
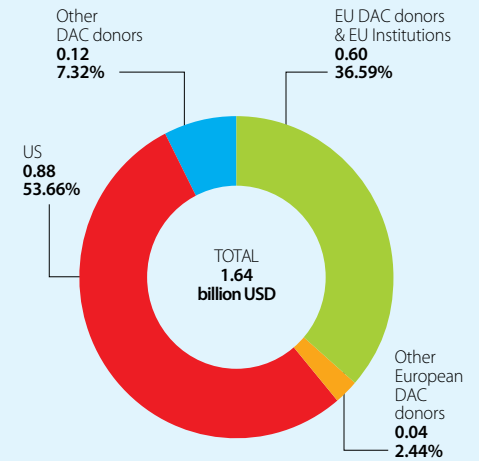


FIGURE 16: FP DISBURSEMENTS 2016

Source: OECD DAC

(In billion USD constant prices and in %)



Other European DAC donors include: Iceland, Norway, Switzerland. Other DAC donors include: Australia, Canada, Japan, Korea, New Zealand